



Time to be more

Audit Course

SCHOOL OF LIBERAL STUDIES, PDMU

2017-18

Student Handbook Batch 2017-21



School of Liberal Studies
Pandit Deendayal Petroleum University

Table of Contents

1. Introductory Note	02
2. What is Audit Course?	03
3. Objective of Audit Course	03
4. Tentative Schedule 2017–18	04
a. Japanese Kite Making Workshop	05
b. Fire Safety and Disaster Management	06
c. Patan ni Vav	07
d. Sun Temple, Modhera	08
e. Pithora Art	09
f. Block Printing	10
g. Adventure cum Nature Study Program	11
h. Vegetable Painting	12
i. Decoupage	13
j. Madhubani Painting	14
k. Warli Art	15
l. Tie–Dye Work	16
5. Contact Detail of Officials for Audit Course	17
6. Policy for Audit Course	18
7. Undertaking	22

Introductory Note

The Handbook Audit Course 2017–21 is designed to provide students brief information on Audit Program offered by School of Liberal Studies, Pandit Deendayal Petroleum University. Students are instructed to read it thoroughly and to retain a copy of it for future reference.

In particular, the Handbook provides a list of varied activities (subject to change) to be performed by the students throughout the year, as well as the brief details for all the activities. Policy and Contact details of the Officials for Audit Course are also provided.

The Handbook is designed and prepared by Ms. Neeta Khurana, Overall Coordinator & Advisor and Ms. Khushali Purohit, Audit Course.

We assure you the Audit Course will accrue the knowledge and skills to develop an extraordinary talent in you.

Have an enjoyable journey with the Audit Course.

What is Audit Course?

The School of Liberal Studies (SLS) offers an Audit course especially for its first year students. The course is a step towards one of the main objectives of SLS's, of enhancing creative thinking of a student and also to foster the scholarly teaching and learning culture, based on reflective and creative independence. The Audit Courses are envisioned to impart value based education and develop a skill set amongst its students to broaden their vision and experience and enabling them to stand out amongst their competitors. The School of Liberal Studies shall also provide certificate of participation for the related program.

An Audit course though not a credit- based course, provides a student a chance to learn the basic fundamental of a subject without the risk of under-performance resulting in a poor or failing grade. It is also helpful when reviewing a long-unstudied subject, or when first beginning the study of a discipline where one has little experience or confidence. An audit class is also for enjoyment with no need or desire of academic credit and a medium of inter disciplinary exposure.

It is important to note that successful completion of Audit Courses is necessary if a student wishes to obtain the Diploma of Liberal Studies.

Objectives of Audit Course

- To provide an opportunity to learn new skills
- To explore the hidden potential
- To gain practical exposure to different activities
- To be a leader
- To manage the workshops and develop team work spirit

List of Activities

(Subject to change)

S.N	Activity	Month
1	Ceremonial Day Parade (For selected students only)	August 2017
2	Japanese Kite Making Workshop	October 2017
	Fire Safety Drill	
	Rani ki Vav, Patan	
	Sun Temple, Modhera	
3	Pithora Art Workshop	November 2017
	Block Printing Workshop	
4	Rural Internship for B.Com & B.Sc/ Urban Renewal Internship for BA,BBA/ AIESEC Internship	December 2017 January 2018
	5	Adventure cum Nature Study Program
6	Ceremonial Day Parade (For selected students only)	January 2018
	Poster display on sustainable practices in energy	
7	Vegetable Dye Painting	February 2018 March 2018 April 2018
8	Decoupage	
9	Madhubani Art Workshop	
10	Warli Art Workshop	
11	Army Coaching Centre, Chiloda visit	
12	Tie-Dye Art	

Few Optional Activities

S.N	Activity
1	Fired Material Workshop
2	Glass Etching
3	Visit at INS Valsura, Jamnagar (Selected Students Only)
4	Plantation
5	Cycle Trip (Selected Students Only)
6	Awareness Campaign
7	Bonsai Making Workshop

Japanese Kite Making Workshop

It is thought that kites were first introduced into Japan by Buddhist missionaries who travelled from China in the Nara period (649–794 AD) and were mainly used in religious and thanks giving ceremonies. A Japanese dictionary dated 981 AD was the first to record the Japanese word for kite and used the characters for “Kami Tobi” meaning paper hawk– which suggests that the first kites were bird shaped. Some of the Japanese kites are: Aizu–Tojin, Ashinagayakko, Baramon, Bekkakou, Buka, Butterfly, Chochin, Daruma, Edo, Kaku, Ezo Dako, Fugu.



Some of the Japanese kites are: Aizu–Tojin, Ashinagayakko, Baramon, Bekkakou, Buka, Butterfly, Chochin, Daruma, Edo, Kaku, Ezo Dako, Fugu.

Mr. Ujal Shah holds a Ph.d degree in Japanese Art from Kansai University, Japan. He is a Chairman of Ahmedabad Kite Foundation and Ahmedabad Kite Festival in India, Bali–Indonesia, Bintulu–Malasia, Dubai–UAE, China and Hong Kong since 2007. He won five best international awards in miniature kites in 2008 and 2001 in Indonesia and 2010, 2011 in Malaysia and Hong–kong.

Schedule of the workshop

October 7, 2017 (Saturday)	October 8, 2017 (Sunday)	October 28, 2017 (Saturday)	October 29, 2017 (Sunday)
Group 1 1 to 135 (BA/BBA)	Group 2 136 to 270 (BA/BBA)	Group 3 271 to 310 (BA/BBA) + 1 to 56 (BSc) + 1 to 35 (BCom)	Group 4 36 to 170 (BCom)
PDPU Campus BLTC 2			

Fire Safety and Disaster Management

(In association with Bhagvati Fire & Safety services)

Bhagvati Fire & Safety Management is a Gandhinagar based leading provider of fire and safety detection, protection, training and consultancy. The module includes the interactive session with inputs of information, education and practical training. Mock drills are part of the training where local resources argued in different scenarios for response and rescue. Adequate opportunity is given to participants practice.



Modules of the workshop


Sr.No.	Topic	Time
1	Introduction and Ice Breaking	11:00 to 11:30
2	Information about Disaster Management	11:30 to 12:00
3	Basic of Fire	12:00 to 12:30
4	Basic of Fire Fighting, Traditional Methods	12:30 to 1:00
5	Fire Fighting Methods (Conventional)	1:00 to 1:30
6	Lunch Break	1:30 to 2:00
7	Practical Fire Fighting	2:00 to 2:30
8	Information about Search and Rescue	2:30 to 3:00
9	Basic Techniques of Searching People in Buildings	3:00 to 3:30
10	Practical of Search and Rescue	3:30 to 4:00
11	Possible Major Disasters	4:00 to 4:30
12	Role of Civilians in Disaster Management	4:30 to 5:00
13	Question and Answer Session	5:00 to 5:30

List of Faculties

1. Mr. Mahavir C Nimavat, Director of Regional Institute of Fire and Safety
2. Mr. Utkarsh R Gupta, Dy. Director of RIFS
3. Mr. Brijesh Prajapati, Ground Instructor of RIFS
4. Mr. Kiran Makwana, Ground Instructor of RIFS

Rani ki Vav, Patan

Rani ki vav (Queen's step well) is an intricately constructed stepwell situated in the town of Patan in Gujarat, India. It is located on the banks of Saraswati River. Rani ki vav was built as a memorial to an 11th century AD king Bhimdev I. It was added to the list of UNESCO's World



Heritage Sites on 22 June 2014. Stepwells are a distinctive form of subterranean water resource and storage systems on the Indian subcontinent, and have been constructed since the third millennium BC. It has seven levels of stairs and holds more than 500 principal sculptures.

Rani ki vav was constructed during the rule of the Chaulukya dynasty. It is generally assumed that it was built in the memory of Bhima I (r. c. 1022–1064) by his widowed queen Udayamati and probably completed by Udayamati and Karna after his death. A reference to Udayamati building the monument is in Prabandha Chintamani, composed by the Jain monk Merunga Suri in 1304 AD.

Schedule of the Workshop

October 7, 2017 (Saturday)	October 28, 2017 (Saturday)
Group 3 271 to 310 (BA/BBA) + 1 to 56 (BSc) + 1 to 35 (BCom) & Group 4 36 to 170 (BCom)	Group 1 1 to 135 (BA/BBA) & Group 2 136 to 270 (BA/BBA)

Sun Temple, Modhera

The Sun Temple is a Hindu temple dedicated to the solar deity Surya located at Modhera village of Mehsana district, Gujarat, India. It is situated on the bank of the river Pushpavati. It was built in 1026–27 AD



during the reign of Bhima I of the Chaulukya dynasty. No worship is offered now and is protected monument maintained by Archaeological Survey of India. The temple complex has three components: Gudhamandapa, the shrine hall; Sabhamandapa, the assembly hall and Kunda, the reservoir. The halls have intricately carved exterior and pillars. The reservoir has steps to reach bottom and numerous small shrines.



Schedule of the workshop

October 7, 2017 (Saturday)	October 28, 2017 (Saturday)
Group 3 271 to 310 (BA/BBA) + 1 to 56 (BSc) + 1 to 35 (BCom) & Group 4 36 to 170 (BCom)	Group 1 1 to 135 (BA/BBA) & Group 2 136 to 270 (BA/BBA)

Pithora Art

(In association with **Bhaasha NGO**)

A Pithora is a living testament of an ever changing ethos exemplifying highly



enriched Folk Art Culture of Gujarat.

It was originated from an ancient ritualistic tradition of mural paintings initiated within tribal beliefs and customs in the region of Chhota Udaipur and Vadodara district. The Pithora contains elements drawn from oral history, tribal legends and

fantasy, stunning horses, birds and animals, hills and topography. The Pithora murals still continues to hold its place of pride and high ritual in tribal society today.

Shri Desing Rathwa and **Shri Haribhai Rathwa** are self taught born Pithora artists from village **TEJGADH** in Chhota Udaipur district, Gujarat. They are demonstrating the Pithora art in various institutes and colleges to promote the Pithora art. They



are associated with the **BHAASHA** NGO in Tejgadh, working for the Panchmahal tribes since 2004 and doing the Pithora work. Their works are displayed at various national exhibitions, art and craft fairs.

November 4, 2017 (Saturday)	November 5, 2017 (Sunday)	November 11, 2017 (Saturday)	November 12, 2017 (Sunday)
Group 1 1 to 135 (BA/BBA)	Group 2 136 to 270 (BA/BBA)	Group 3 271 to 310 (BA/BBA) + 1 to 56 (BSc) + 1 to 35 (BCom)	Group 4 36 to 170 (BCom)
PDPU Campus BLTC 2			

Block Printing

Block printing is one of the oldest techniques used to create imprints and marks on fabric to create splendid fabrics. Block printed fabrics from India have been and continue to be the country's most popular exports to the world. It is a technique which allows you to reproduce an image on paper, textile, or fabric.



Shri Jayantibhai Chitara is a renowned artist of the Kalamkari and Block Printing form and has many exhibitions to his credit. He has experience of 35–40 years in Block Printing. He has been conducting workshops in NID, NIFT, MSU since years and also awarded with National Merit Certificate.



During these workshops students will develop their skills in block printing and also gain experience by learning and working alongside skilled craftsperson. It is very

interesting to see how the prints are handmade with small wooden blocks, usually with different colors extracted from nature as well as Pigment dye colour with Binder.



November 4, 2017 (Saturday)	November 5, 2017 (Sunday)	November 11, 2017 (Saturday)	November 12, 2017 (Sunday)
Group 2 136 to 270 (BA/BBA)	Group 1 1 to 135 (BA/BBA)	Group 4 36 to 170 (BCom)	Group 3 271 to 310 (BA/BBA) + 1 to 56 (BSc) + 1 to 35 (BCom)
PDPU Campus BLTC 2			

Adventure cum Nature Study Program

(In association with Lokniketan Nature Discovery Centre)

Lokniketan Nature Discovery Centre is an Institution which imparts training on Mountaineering, Rock Climbing, Mountain Rescue, Wild life Rescue, First Aid training, Navigation and Paragliding. Academy also organizes trekking, Mountaineering & rescue expedition.

The Founder of the Academy, **Mr. Kiran Chavda**, himself is proven outdoor activist, as being a seasoned mountaineer & explorer, mountain rescuer, GPS navigational expert, paragliding pilot, proficient wild life rescuer, swimmer and disciplined & tough Instructor.




Sembalpaani is a tribal village in Banaskantha about 180 kms from Ahmedabad. These places are unique and surrounded by dates trees, open scrubland and farm lands on hillocks of Aravalli. It is a part of Balaram - Ambaji wildlife sanctuary which has a wonderful art in form of rocks with scenic beauty of Nature. There is a beautiful monsoonal waterfall called Pareva.

Activities: The two-day camp involves caving, trekking, knots learning, bird watching, star gazing, GPS Navigation, cross country trek, flora and fauna introduction, Plantation.

Things to Carry: Pull over, sweater, 2 pairs of clothes, water bottle, toilet kit, towel, shoes-shocks, cap, torch, bird book, binocular, personal medicine, mosquito repellent cream, Note pad & pen. Camera and its kit at own risk.

Vegetable Dye Painting



The art and technology of permanently coloring cloth with dye originated in India and spread throughout the world via trade. As early as 3000 BCE, Indian dyers were producing solid colored and patterned cloth using vegetable dyes and mordents. Some of the

cloth was patterned through printing, a technique that uses very simple tools.

Graphical, vivid, multicolored animated images of gods and goddesses, devotees and followers, flora and fauna, splurge the magnificence of narrative art of Mata-ni-Pachedi.

Shri Jayantibhai Chitara is a renowned artist of the Kalamkari and Block Printing form and has many exhibitions to his credit. He has experience of 35-40 years in Block Printing. He has been conducting workshops in NID, NIFT, MSU since years and also awarded with National Merit Certificate.

During these workshops students will develop their skills in vegetable dye painting and also gain experience by learning and working alongside skilled craftsperson.



Decoupage

Decoupage is the art of decorating an object by gluing colored paper cutouts onto it in combination with special paint effects, gold leaf and other decorative elements. Commonly, an object like a small box or an item of furniture is covered by cutouts from magazines or from purpose-manufactured papers. Each layer is sealed with varnishes (often multiple coats) until the "stuck on" appearance disappears and the result looks like painting or inlay work. The traditional technique used 30 to 40 layers of varnish which were then sanded to a polished finish.



Madhubani Art

Madhubani – Mithila Painting (also called Madhubani art or Mithila painting) is practiced in the Mithila region of India and Nepal. Painting is done with fingers, twigs, brushes, nib-pens, and matchsticks, using natural dyes and pigments, and is characterised by eye-catching geometrical patterns. There is ritual content for particular occasions, such as birth or marriage, and festivals, such as Holi, Surya Shasti, Kali Puja, Upanayana, Durga Puja.



Warli Art

Warli's is a tribal community living in Dangs and Maharashtra. The Warli's, live a simple life. Most of them are farmers and hunters. The unique aspect of the Warli community is their art. The art is usually used to adorn and decorate houses.



The Warli paintings use minimal materials, simple shapes yet they express their thoughts elegantly. The lifestyle of the warli's is simple and connected to nature. They believe nature will provide them with everything when they need it. The mindset to hoard and save for the future is not prevalent.



Tie - Dye Work

Tie-dye is a process of tying and dyeing a piece of fabric or cloth which is made from knit or woven fabric, usually cotton; typically using bright colors. It is a modern version of traditional dyeing methods used in many cultures throughout the



world. Tie-dyeing is accomplished by folding the material into a pattern, and binding it with string or rubber bands. Dye is then applied to only parts of the material. The ties prevent the entire material from being dyed. Designs are formed by applying different colors of dyes to different sections of the wet fabric. Once complete, the material is rinsed, and the dye is set.



Contact Details of Officials for Audit Program

(In case of emergency)

No.	Name	Designation	Contact Number
1	Ms. Neeta Khurana	Overall Coordinator and Advisor	23275227, 9825234042
2	Ms. Khushali Purohit	Audit Course	23275242, 9925598980
3	Dr. Nigam Dave	Dean, SLS	23275223, 9825351700

Contact Details of Official for Transportation Facility

(In case of emergency)

No.	Name	Designation	Contact Number
1	Mr. Gunvantsinh Rathod	Coordinator – Transportation	9662137117

Contact Details of Student Coordinators

SN	Name	Contact Number	SN	Name	Contact Number
1	Rushit Sejpal	9898268505	11	Parth Parekh	9586008839
2	Vinal Makwana	9978615466	12	Yash Patel	9726962525
3	Krunal Gajera	9687622737	13	Himanshu Joshi	7433052241
4	Kartik Verma	8306157680	14	Raghav Lakhani	9099055310
5	Shamna Trivedi	8000059584	15	Niyati Ravani	7567688811
6	Vrajraj Jadeja	9824618018	16	Haena Patel	9714106330
7	Abhishek Vaghasiya	7778810760	17	Adit Kapoor	9820691160
8	Harshit Goyal	9638017839	18	Neelam Rathi	7575003743
9	Ami Tamboli	7043111484	19	Nidhi Parekh	8238777729
10	Deep Savjani	8866263240	20	Naishil Patel	8238011401

POLICY FOR AUDIT COURSE

1. RULES & REGULATIONS

- A student attending an audit course is required to participate in all the audit programs including compulsory program during the year.
- Resource people for any activities are subject to change.
- Date & Time of the program are subject to change in case of unavoidable situations.

1.1 CONDUCT

- 1.1.1 Students have to follow all the rules & regulations of PDPU during the workshop either on the campus or off the campus.
- 1.1.2 Alleged misconduct and violations of University policies and practices will be forwarded to the University's Disciplinary Committee for necessary actions.
- 1.1.3 Students must carry their I-cards with them during all workshops and out-station tours.
- 1.1.4 If a student has any concerns regarding the resource person or his/her team, he/she should convey it to the Project officer/PDPU faculty/staff present during the workshop/trip, rather than react or address the situation on his/her own. In case he/she fails to do so then the responsibility will lie on the individual concerned.
- 1.1.5 Resource person will be the authority during the workshop and students will have to follow the instruction given by the resource person for the effective execution of the workshop.
- 1.1.6 Student must submit a Questionnaire form (standard format for the same will be given from the school) for each activity they took part in.
- 1.1.7 During outdoor trips boys and girls will remain in separate quarters and behave decently and respectfully with each other in public and

private spaces. They will strictly follow the instructions of the faculty and /or in charge official accompanying them.

1.2 ATTENDANCE

1.2.1 Students will have to reach to the workshop venue 10 min before the commencement of the workshop.

1.3 PENALTY

1.3.1 If a student fails to reach to the class or the workshop venue on time (on the beginning and after the break), he/she will be considered absent and will have to pay fine of Rs. 1000/-

1.3.2 In case of unavoidable situation, student will have to take prior permission from the Program Coordinator to drop the program & he/she will have to attend the optional program to meet the requirement as directed by the Program Coordinator.

1.3.3 A No due certificate from Office of Audit Course is mandatory for final clearances

1.4 LIABILITY

1.4.1 The University will not be responsible for any loss or damage made by the student during the course of this workshop may it be, in or off the campus.

1.4.2 The University will not be held responsible for any mishap(s)/accident(s) or any medical problem related to student in and out of the campus.

1.4.3 The student who gets him/her self-enrolled for the outdoor course shall bear their own liability related to health and safety.

1.4.4 Any program/event may be cancelled/postponed/modified at the discretion of the Audit program Coordinator.

1.4.5 Any loss of property or tangible structures/objects by the student within the university premises or outside the premises shall be

borne completely by student himself/herself. If found necessary, strict actions for the said loss/ damage/ accident will be taken, on the discretion of the Audit Program Coordinator.

1.5 PROPRIETORSHIP

- 1.5.1 The student acknowledges that she/he makes no claim of any outcome in any form/design/photos/movies/clips during the course tenure till the period of 1 year from the date of the commencement of that particular program.
- 1.5.2 The student if required can take prior permission from the Audit Program Coordinator for the use of the design/movie/photos/clips etc before its public use.
- 1.5.3 The Audit Program Coordinator holds the power to reject the use of the particular property if the public use of the same is against the benefit of the University.

1.6 CERTIFICATES

- 1.6.1 Certificate of participation in various Audit Courses will be given as per the discretion of the experts and/or the course coordinators

1.7 FEES

The University shall charge no extra fees for the Audit Course.

(All the necessary requirements and miscellaneous costs related to the project/Assignments etc undertaken during the course in and off the campus will be provided by the School.)

2. DISCLAIMER

- Audited courses will appear on the Pandit Deendayal Petroleum University transcript with an indication that the courses were audited.

- The student during the Audit Course shall be subjected to the Rules & Regulations of the PDPU including the activities included outside the campus.

Policy has been vetted by Ms. Kritika Pande, Law Executive, PDPU

UNDERTAKING

I, _____ Roll number _____, certify that I shall follow all the required guidelines, code of conduct, and safety instructions and practices for me and my peers.

I have read and understood the policy for Audit Courses and I hereby irrevocably and unconditionally undertake and agree to abide by and be bound by the terms and conditions well mentioned in the policy of Audit Course.

Now in consideration of the foregoing, I hereby declare and agree as follows:

I will not earn any credit for the course on the basis of the attendance or from work done during the term of the Audit course.

I will solely be responsible for any damage or loss of property or tangible structures/objects by me within the university premises or outside the premises and hence shall bear its cost as required.

The University shall hold the proprietorship of the outcome of this course in any form (design/photos/movies/clips etc) for the period of one year from the commencement of that particular program. Hence, I will be presenting them whenever demanded by University.

Name of the Student

Student's Signature

Date:

Mobile No:_____

Parent's/Gaurdian's Signature

Date:

Mobile No: _____

Parents' / Guardians' Feedback/Suggestions(if any):

.....

.....

.....

.....

.....

.....

.....

.....

.....

.....

Thank You